

Session Name

New Session 4-16-2016 12:28 PM

Date Created

4/16/2016 9:40:13 AM

Active Participants

47

Total Participants

47

Average Score

0.00%

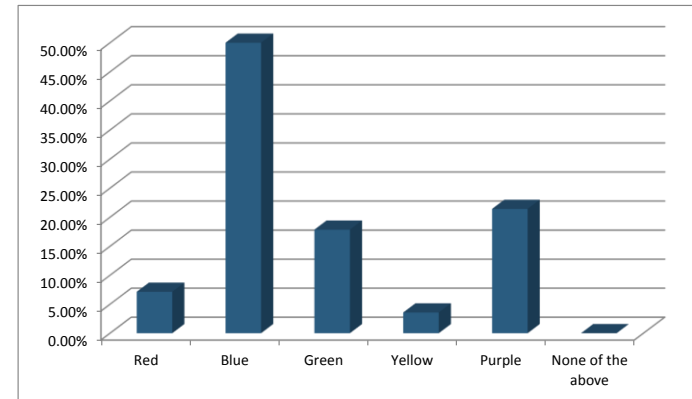
Questions

12

Results by Question

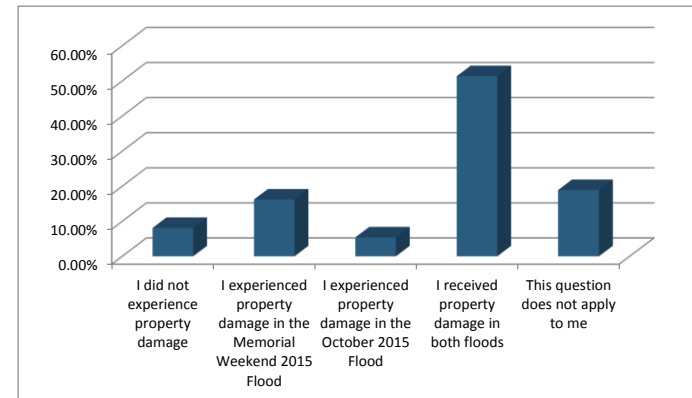
1. WHAT IS YOUR FAVORITE COLOR? (Demographic Assignment)

Responses		
	Percent	Count
Red	7.14%	2
Blue	50.00%	14
Green	17.86%	5
Yellow	3.57%	1
Purple	21.43%	6
None of the above	0.00%	0
Totals	100%	28



2. ARE YOU A FLOOD SURVIVOR WITH RESIDENTAL PROPERTY DAMAGE? (Demographic Assignment)

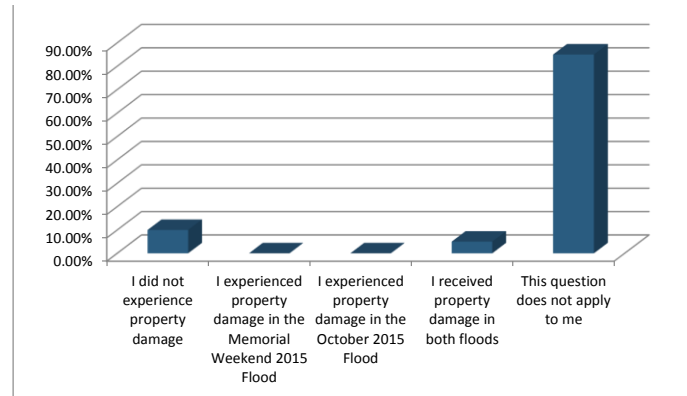
Responses		
	Percent	Count
I did not experience property damage	8.11%	3
I experienced property damage in the Memorial Weekend 2015 Flood	16.22%	6
I experienced property damage in the October 2015 Flood	5.41%	2
I experienced property damage in both floods	51.35%	19
This question does not apply to me	18.92%	7
Totals	100%	37



3. ARE YOU A FLOOD SURVIVOR WITH COMMERCIAL PROPERTY DAMAGE? (Demographic Assignment)

I did not experience property damage in the Memorial Weekend 2015 Flood
 I did not experience property damage in the October 2015 Flood
 I did not experience property damage in both floods
 This question does not apply to me

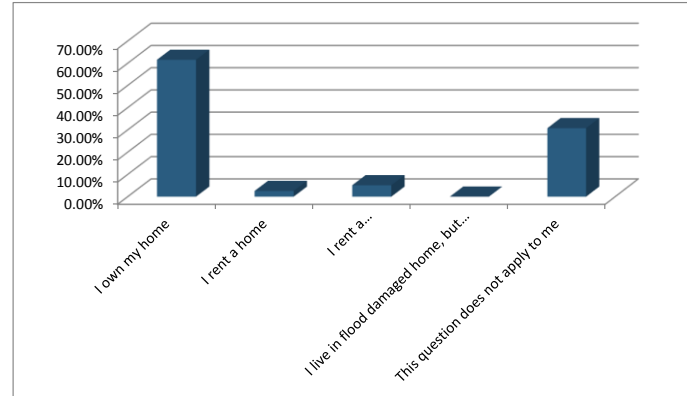
Responses		
	Percent	Count
I did not experience property damage in the Memorial Weekend 2015 Flood	10.00%	4
I did not experience property damage in the October 2015 Flood	0.00%	0
I did not experience property damage in both floods	0.00%	0
This question does not apply to me	5.00%	2
Totals	100%	40



4. IF YOU RECEIVED RESIDENTIAL PROPERTY DAMAGE – DO YOU OWN OR RENT? (Demographic Assignment)

I own my home
 I rent a home
 I live in a townhouse/condo/apartment, but I'm not the owner or a renter
 This question does not apply to me

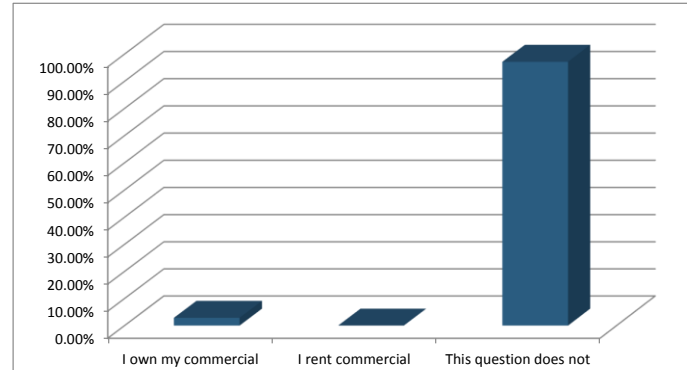
Responses		
	Percent	Count
I own my home	61.54%	24
I rent a home	2.56%	1
I live in a townhouse/condo/apartment, but I'm not the owner or a renter	5.13%	2
This question does not apply to me	0.00%	0
Totals	100%	39



5. IF YOU RECEIVED COMMERCIAL PROPERTY DAMAGE – DO YOU OWN OR RENT? (Demographic Assignment)

I own my commercial property
 I rent commercial property
 This question does not apply to me

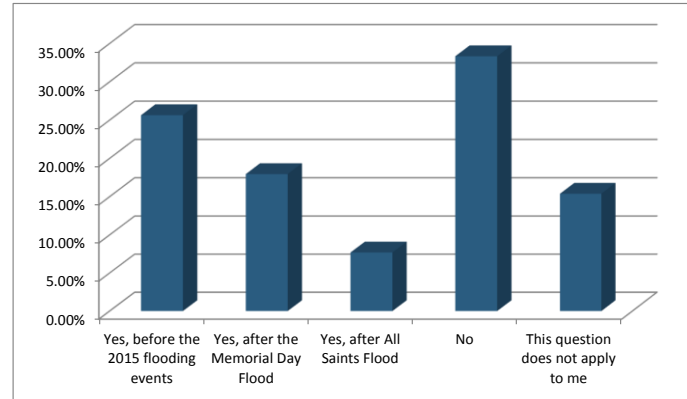
Responses		
	Percent	Count
I own my commercial property	2.86%	1
I rent commercial property	0.00%	0
This question does not apply to me	97.14%	34
Totals	100%	35



6. DO YOU HAVE FLOOD INSURANCE? (Demographic Assignment)

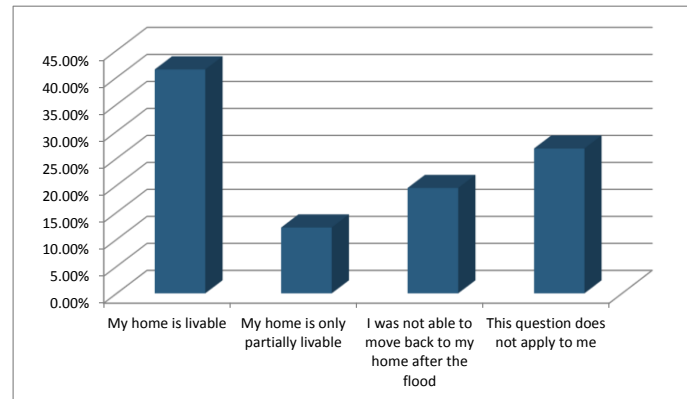
Responses		
	Percent	Count
Yes, before the 2015 flooding events	25.64%	10
Yes, after the Memorial Day Flood	17.95%	7
Yes, after All Saints Flood	7.69%	3
No	33.33%	13
This question does not apply to me	15.38%	6
Totals	100%	39

property property apply to me



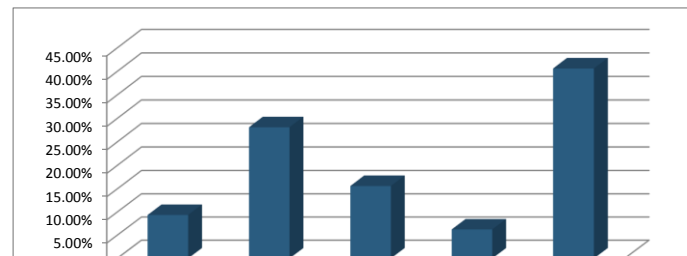
7. IF YOU ARE A FLOOD SURVIVOR – ARE YOU ABLE TO LIVE IN YOUR HOME? (Demographic Assignment)

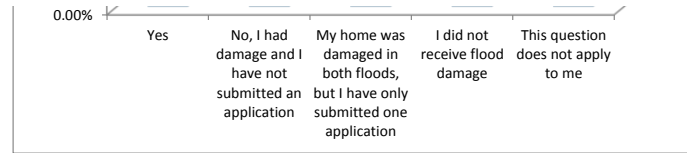
Responses		
	Percent	Count
My home is livable	41.46%	17
My home is only partially livable	12.20%	5
I was able to move back to my home after the flood	19.51%	8
This question does not apply to me	26.83%	11
Totals	100%	41



8. HAVE YOU SUBMITTED A FLOOD PLAIN PERMIT APPLICATION? (Demographic Assignment)

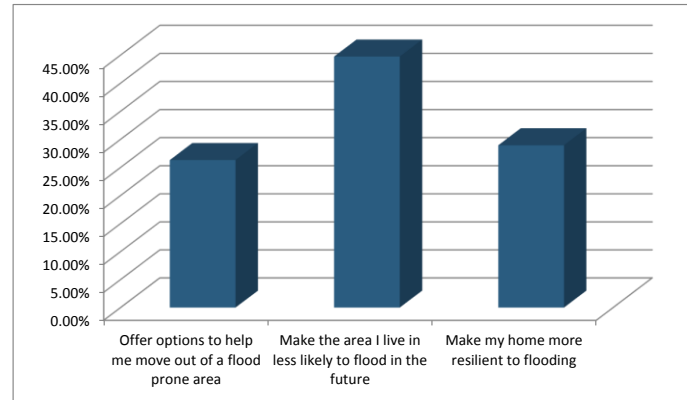
Responses		
	Percent	Count
Yes	9.38%	3
I have not submitted an application	28.13%	9
I have only submitted one application	15.63%	5
I did not receive flood damage	6.25%	2
This question does not apply to me	40.63%	13
Totals	100%	32





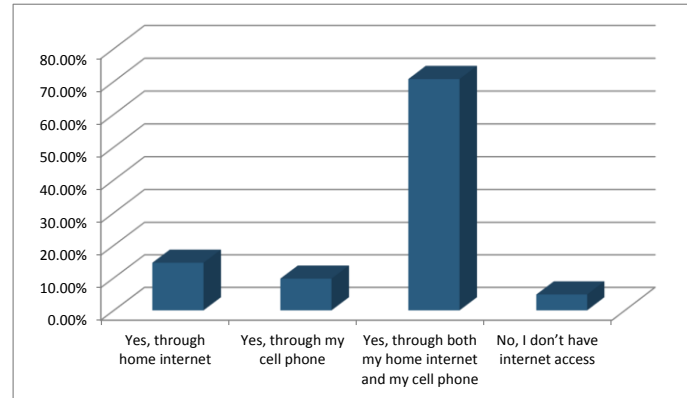
9. WHAT WOULD YOU LIKE THE CITY TO DO TO ASSIST IN FLOOD RECOVERY? (Demographic Assignment)

Responses		
	Percent	Count
to move out of a flood prone area	26.32%	10
to be less likely to flood in the future	44.74%	17
to make my home more resilient to flooding	28.95%	11
Totals	100%	38



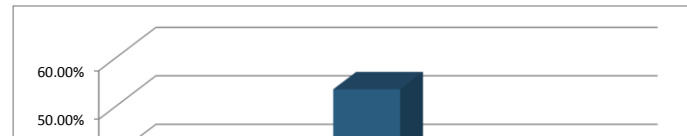
10. DO YOU HAVE INTERNET ACCESS? (Demographic Assignment)

Responses		
	Percent	Count
Yes, through home internet	14.63%	6
Yes, through my cell phone	9.76%	4
Yes, through both home internet and my cell phone	70.73%	29
No, I don't have internet access	4.88%	2
Totals	100%	41

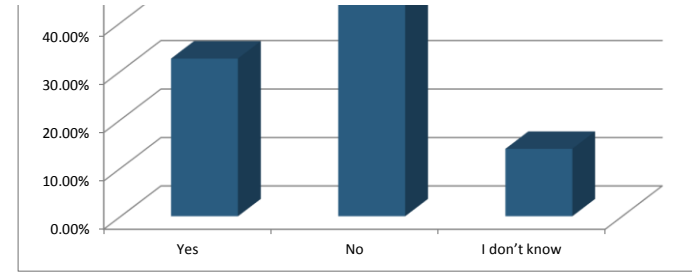


11. HAVE YOU SIGNED UP FOR EMERGENCY NOTIFICATIONS? (Demographic Assignment)

Responses		
	Percent	Count
Yes	32.56%	14
No	53.49%	23



I don't know	13.95%	6
Totals	100%	43



12. HOW WOULD YOU LIKE TO RECEIVE INFORMATION ABOUT FLOOD RECOVERY? (Demographic Assignment)

Responses		
	Percent	Count
Newspaper	11.76%	2
Social Media (Facebook/Twitter)	5.88%	1
Direct Mail	11.76%	2
Phone Calls	5.88%	1
Texts	23.53%	4
Emails	41.18%	7
Other	0.00%	0
Totals	100%	17

